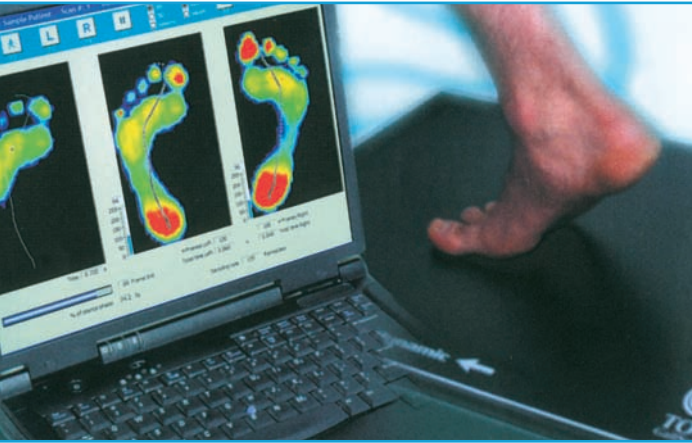


What is TOG GaitScan™?



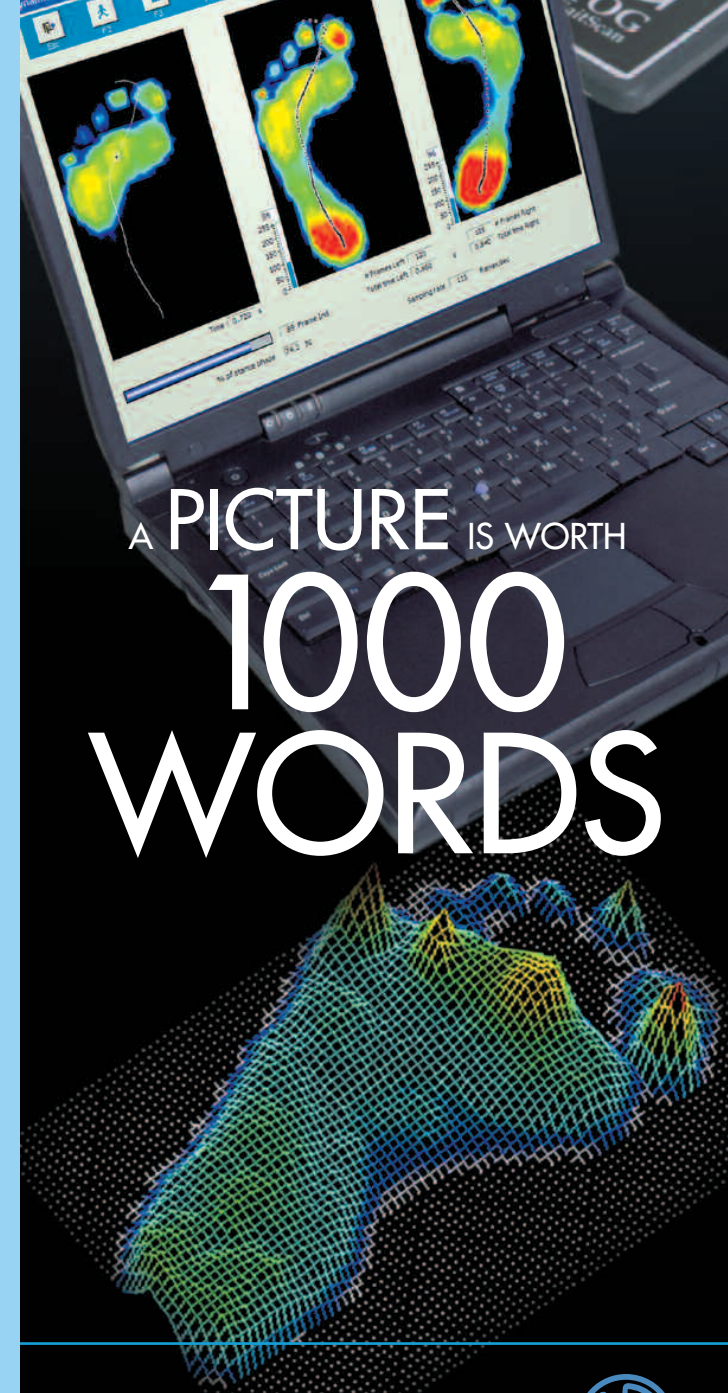
GaitScan™ is state of the art computer hardware and software that helps your health care practitioner assess and analyze your feet. This analysis combined with your practitioners' experience and knowledge detects abnormal foot function which may be affecting your feet or other parts of your body.



Consult your health care practitioner today at the address provided below to find out more information about orthotic therapy.



www.theorthoticgroup.com

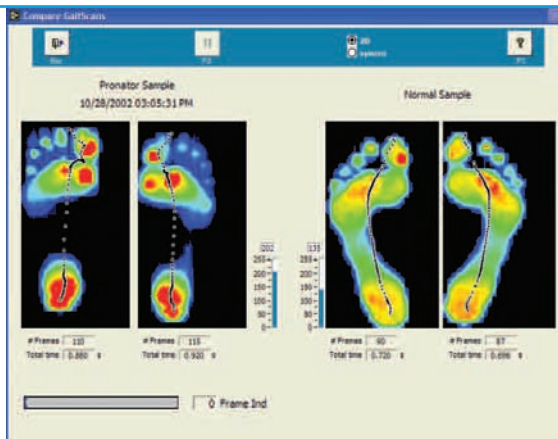


A PICTURE IS WORTH
**1000
WORDS**

Ask your health care professional about a GaitScan™ analysis on your feet today!



Why is TOG GaitScan™ so important?



Your foot is in contact with the ground for about .8 of a second when walking and about .25 seconds when running. Imagine trying to determine normal or abnormal foot function with the naked eye in a quarter of a second? This is too difficult for even the most experienced practitioner. The GaitScan™ system records your timing sequences during gait as you walk or run across the pressure plate. This enables your practitioner to have a clear picture of your foot mechanics and determine whether you would benefit from wearing custom made foot orthotics.

What are Orthotics?

Orthotics are devices worn in your shoes that provide correction to your feet, helping them to function more efficiently. Poor foot function and alignment may be the cause of various pains such as foot pain, hip pain, knee pain and back pain.

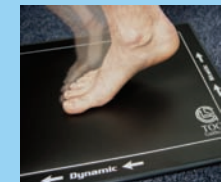


Prescription orthotics may help relieve your pain by realigning and stabilizing the bones in your feet, restoring your natural walking pattern.

How does GaitScan™ work?

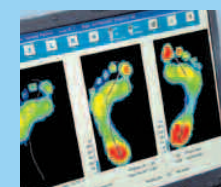
1. Scans the Foot

As you walk across the pressure plate, thousands of tiny sensors capture the distribution of pressure of your foot over time.



2. Maps Foot Pressure

From your step, the computer displays 2D and 3D visual representations of the pressure under your foot. You can see where you have too much or too little pressure.



3. Prints a Report

The information is then summarized in a report that can be printed for you and your health care practitioner to see. The report findings will help your practitioner evaluate your foot function and determine if the pain you are experiencing is related to faulty foot function.



4. Determines the need for Orthotic Therapy

The information from this report will assist your health care practitioner to determine if you need orthotic therapy.



5. Data is sent to the Laboratory

When it is determined that you will benefit from orthotic therapy your information is then sent securely to The Orthotic Group laboratory. From there your custom made orthotics are manufactured specifically for you and your feet.

